

Phonics Screening Check 2026



Mr Williams and Mrs Morris

19th March



What is phonics?

It is an effective way of teaching children how to read.

High quality phonics teaching can lead to improvement of literacy levels and provide a solid foundation of learning throughout their school life.



1. Recognise the sounds each letter makes
2. Identify the sounds of different combinations of letters
3. Blend the sounds together to make a word

What is the phonics screening check?

Every Year 1 child in the country will be taking the statutory phonics screening check in June.

The children are used to doing these as we have already completed practice tests at each assessment point this year.

Designed to give us information on how each child is progressing in phonics and to identify any children who need additional support at this time.





What is the phonics screening check?

40 words divided into two lots of 20.

A mixture of real words and pseudo-words.

Children will be told if the word is a real or 'alien' word, with a corresponding alien image.

The check will take 10 minutes to complete.

They will be asked to 'sound out' a word and blend the sounds together. e.g. d-o-g – dog, s-n-ow – snow etc.

2023 Phonics

Screening check: answer sheet

First name _____
Last name _____


Screening check responses: Please tick the appropriate box for each word. The use of the comment box is optional.

Word	Section 1			Comment	Word	Section 2			Comment
	Correct	Incorrect				Correct	Incorrect		
fod					jer				
bep					drave				
zat					teap				
ult					phibe				
heng					slimp				
shob					craint				
fam					splet				
chesh					strave				
trun					boy				
glork					scoop				
remp					foam				
deebis					white				
chip					swept				
hill					dreams				
jars					scrap				
shack					strike				
twin					elbow				
crack					tallor				
tuft					sequins				
ports					whirling				
					Total correct				

Section 1		Section 1	
pib		chip	
vus		jazz	
yop		farm	
elt		thorn	


Examples from past screening checks

fod




snip

jer




boy

bep




clang

drave




scoop

zat




bunk

teap




foam

ult



boils

phibe



white



How will it be administered?

Your child's teacher will conduct all the screening checks with the children.

It is a familiar format - the children have already had lots of practices.

The children will complete the check one to one in a quiet area of the school.

Praise and encouragement is given throughout. The children usually really enjoy doing it!



When is the phonics screening check?

Week beginning 8th June

We have one week to carry out all the tests



June 2026						
Sunday	Monday	Tuesday	Wednesday	Thursday	Friday	Saturday
31	1	2	3	4	5	6
7	8	9	10	11	12	13
14	15	16	17	18	19	20
21	22	23	24	25	26	27
28	29	30	1	2	3	4

What is the impact of the PSC?

- Helps us to identify gaps in phonics knowledge.
- Put in key support moving into Year 2.



2023 Phonics





Screening check: answer sheet

First name	
Last name	

Screening check responses: Please tick the appropriate box for each word. The use of the comment box is optional.

Section 1				Section 2			
Word	Correct	Incorrect	Comment	Word	Correct	Incorrect	Comment
fod				jer			
bep				drave			
zat				teap			
ult				phibe			
heng				slimp			
shob				craint			
farn				splet			
chesh				strave			
trun				boy			
glork				scoop			
remp				foam			
deebs				white			
chip				swept			
hill				dreams			
jars				scrap			
shack				strike			
twin				elbow			
crack				tailor			
tuft				sequins			
ports				whirling			

Total correct

Section 1	Section 1
pib 	chip
vus 	jazz
yop 	farm
elt 	thorn



How will the results be used?

- Children will be scored against a national standard (*determined by DfE*)
- Used and analysed internally
- Department for Education does not publish the results from the Phonics Screening Check, but we as a school, can look at performances against local, regional and national results.
- Children who have not reached the standard in Year 1, will retake the test in Year 2.

Will you receive your child's results?

- Your child's PSC result will be given out with their End-of-Year Report in July – you will be told if your child passed the Phonics Screening Check or if they will need to have another try, in Year 2.



How can you support your child?

Reading! Encourage and show interest and enjoyment with reading.

Ensure that they are reading their Stage Books throughout the week.

Highlight and discuss the sounds used (at the front of the book).

Encourage them to 'sound out' unfamiliar words and blending the sounds together and not guess new words.

Try 'mixing and matching' sounds to make nonsense words.

Encourage them to find words around them.

Write in their Reading Diary any sounds or Common Exception Words that they may have struggled with.



Before Reading

Say the sounds.

If your child reads help, point to the picture and read the word to them.

ay pray	ea leaf	ie tie	oy boy
sh sheep	th feather	th moth	ng ring
ai snail	ee cheese	oa boat	oo book
ar star	or horn	ur purse	oi coin
er pepper	air chair		

Read the focus words.

The dots show one sound made by one letter. The dashes show one sound made by more than one letter.

sea	die	heat
away	stay	enjoy
beaches	streams	feasting

Read the common exception words.

Parts of these words cannot be sounded out at this level. Read the word to your child if they need help.

would their

Level 3a First Steps books focus on the first few sounds learned in Level 2, as well as reviewing sounds from Level 2.



Thank you

- Any further questions, please email enquiry@harborne.bham.sch.uk